



THE EXHIBITORS'™
HAND
BOOK
MODULAR DISPLAY SOLUTIONS

POP UP DISPLAY SYSTEMS: 2-6



FORMULTE TENTION FABRIC SYSTEMS AS FOLLOWS:

1. EXHIBITION STANDS: 7-33



2. ISLAND STAND : 34-39



3. TRADE SHOW HANGING BANNERS: 40-45



4. FUNNELS AND TOWERS: 46-47



5. ARCHES , CONFERENCE WALL AND ROOMS: 48-50



6. BANNERS AND IPAD STANDS: 51



EXPRESS TRUSS STANDS: 52 - 67



WARRANTY KEY FOR THE EXHIBITORS' HANDBOOK™:



lifetime limited warranty (hardware)



5 year limited warranty (hardware)



1 year limited warranty (hardware)



90 day limited warranty (hardware)



graphics limited 1 year warranty (indoor products)



graphics limited 6 month warranty (outdoor and table throw products)



HOPUP™ BACKWALLS

The Hopup™ is one of the most dynamic and popular large format graphic displays due to its maximum impact with minimal effort. Hopup Tension Fabric Displays come in a variety of sizes and are offered in straight and curved frames. Hopups are lightweight and highly portable and they pack away as easy as they set up! LED lighting makes the Hopup glow and stand out even more.

HOPUP | TENSION FABRIC




interior lights are attached with velcro to back fabric panel

BACKLIT HOPUP™

- lightweight, heavy duty silver frame
- supports an integrated full fitted fabric graphic mural with end caps only
- available in 5', 7 ½' or 10' sizes (curved only)
- LED lights include one year limited warranty
- comes in an OCP molded case



HOP-2X2FGE-C



HOP-3X3FGE-C



HOP-4X3FGE-C

STRAIGHT HOPUP™ CONFIGURATIONS



2½' tabletop
footprint dimensions:
31" w x 31" h x 12.25" d
HOP-1X1FG-S



5' tabletop
footprint dimensions:
60.5" w x 31" h x 12.25" d
HOP-2X1FG-S



5' tabletop
footprint dimensions:
60.5" w x 60.5" h x 12.25" d
HOP-2X2FG-S




7½' tabletop
footprint dimensions:
89.5" w x 60.5" h x 12.25" d
HOP-3X2FG-S




2½' full height standard display
footprint dimensions:
31" w x 89.5" h x 29" d
HOP-1X3FG-S



5' full height standard display
footprint dimensions:
60.5" w x 90" h x 29" d
HOP-2X3FG-S



7½' full height standard display
footprint dimensions:
89.5" w x 90" h x 29" d
HOP-3X3FG-S



10' full height standard display
footprint dimensions:
119" w x 90" h x 29" d
HOP-4X3FG-S



12¼' full height standard display
footprint dimensions:
147.25" w x 90" h x 29" d
HOP-5X3FG-S

HOPUP™ COUNTER HOP-CT-2

- NEW and IMPROVED collapsible display counter
- taller and easier to assemble
- includes clear internal shelf
- 41.75" w x 39.69" h x 14.25" d
- top available in four laminate finish options (page 127)

NEW



All Hopup frames are eco-friendly, come with a rolling carry case, and have a limited lifetime warranty.

CURVED HOPUP™ CONFIGURATIONS



5½' tabletop
footprint dimensions:
64" w x 31" h x 12.25" d
HOP-2X1FG-C




5½' tabletop
footprint dimensions:
64" w x 60.5" h x 12.25" d
HOP-2X2FG-C



7½' tabletop
footprint dimensions:
92" w x 60.5" h x 12.25" d
HOP-3X2FG-C



5½' full height standard display
footprint dimensions:
64" w x 89.5" h x 12.25" d
HOP-2X3FG-C



7½' full height standard display
footprint dimensions:
92" w x 89.5" h x 12.25" d
HOP-3X3FG-C




10' full height standard display
footprint dimensions:
116.25" w x 89.5" h x 12.25" d
HOP-4X3FG-C



11½' full height standard display
footprint dimensions:
136.5" w x 89.5" h x 12.25" d
HOP-5X3FG-C

fits in an OC-HOP
and an OCP wheeled
molded storage case
(page 138)



all sizes available
with or without
endcaps



All Hopup frames are eco-friendly, come with a rolling carry case, and have a limited lifetime warranty.

HOPUP™ BACKWALL DIMENSIONS COMPLETE SYSTEMS WITH FRAMES



The Hopup™ is one of the most dynamic and popular large format graphic displays due to its maximum impact with minimal effort. Hopup Backwall Dimensions add style, flare and function to any 7 ½' or 10' Hopup straight display. Easily accessorize your Hopup with monitor mounts, counters, tables, and more messaging real estate. Purchase as a complete kit or as an accessory for your existing straight Hopup. Dimensional elements can be placed in the middle, left or right sides of the display.



DIMENSION KIT 01
HOP-DIM01-3x3FG-S

- 7 ½' full height straight backwall
- 2 stand-off rigid graphic accents with literature holders
- monitor* mount supports 23" monitor, max weight = 30 lbs
- 2 Lumina 200 lights



DIMENSION KIT 02
HOP-DIM02-3x3FG-S

- 7 ½' full height straight backwall
- stand-off counter supports max 25 lbs
- counter features graphic and literature holder
- monitor* mount supports 23" monitor, max weight = 30 lbs
- 2 Lumina 200 lights



DIMENSION KIT 03
HOP-DIM03-4x3FGE-S

- 10' full height straight backwall
- accessory counter features:
 - monitor* mount supports 42" monitor, max weight = 50 lbs
 - counter top holding max weight of 35 lbs
 - printed fabric graphic and literature holder
- 2 Lumina 200 lights



DIMENSION KIT 04
HOP-DIM04-4x3FGE-S

- 10' full height straight backwall
- standoff counter features:
 - fabric graphic messaging area (top)
 - printed fabric graphic (bottom)
 - counter top holding max weight of 35 lbs
- 2 Lumina 200 lights

*monitors not included

HOPUP | TENSION FABRIC


Hopup Dimensions counter tops are available in your choice of four thermoform finishes



silver black mahogany natural


HOPUP™ BACKWALL DIMENSIONS ACCESSORY KITS

The Hopup™ is one of the most dynamic and popular large format graphic displays due to its maximum impact with minimal effort. Hopup Backwall Dimensions add style, flare and function to any 7 ½' or 10' Hopup straight display. Easily accessorize your Hopup with monitor mounts, counters, tables, and more messaging real estate. Purchase as a complete kit or as an accessory for your existing straight Hopup. Dimensional elements can be placed in the middle, left or right sides of the display.



ACCESSORY 01
HOP-DIM01

- 2 stand-off rigid graphic accents with literature holders
- monitor* mount supports 23" monitor, max weight = 30 lbs



ACCESSORY 02
HOP-DIM02

- stand-off counter supports max 25 lbs
- counter fabric graphic and literature holder
- monitor* mount supports 23" monitor, max weight = 30 lbs



ACCESSORY 03
HOP-DIM03

- accessory counter features:
 - monitor* mount supports 42" monitor, max weight = 50 lbs
 - counter top holding max weight of 35 lbs
 - printed fabric graphic and literature holder



ACCESSORY 04
HOP-DIM04

- stand-off counter features:
 - fabric graphic messaging area (top)
 - printed fabric graphic (bottom)
 - counter top holding max weight of 35 lbs

*monitors not included



BOLD.SOPHISTICATED.FABRIC. FORMULATE™ TENSION FABRIC

Formulate™ is a collection of sophisticated, ergonomically-designed exhibit booths, architectural structures and accessories • Formulate displays feature simple and stylish aluminum frames, covered by stretch pillowcase fabric graphics • Formulate tension fabric displays come in essential and master quality options • Available in a variety of sizes and options

WHERE **FORM** MEETS **FABRIC**

From straight and angular shapes to ergonomic, flowing ones we offer a full spectrum of beautiful fabric-based exhibits, environments and structures, portable to custom. Make your exhibit and environment exactly what you want it to be. Formulate™ solutions combine shape, specialty fabrics, lightweight frames and lighting to create captivating and artistic presentations and spaces.

Shapes to mix & match...

Lightweight aluminum frames are coupled with stretch, zipper pillowcase fabric graphics to create shapes that foster emotion, action and movement within and around a space. Formulate master fabric structures are formed with expert aluminum bending machinery and skilled welding technicians. We offer a complete line of tension fabric backwalls, exhibit kits, hanging shapes and structures, towers, archways, walls, rooms and more. With the endless options we provide, you can mix and match to create the ideal display, booth or environment or work with us to create a custom solution from scratch.

From fast, portable, off-the-shelf displays to completely custom FABRICated exhibits and solutions, we deliver the solution you need in the time that you need it. Whether you are looking for a tension fabric tradeshow display, or adding function through form in an interior space or retail environment, we provide a one-stop-shop for both sides of the spectrum and everything in between.



WHERE **FABRIC** MEETS **FORM**

Specialty fabrics...

Materials do matter. Each fabric used has unique qualities and performs differently in various environments. We use a plethora of high-quality printable materials to create fabric structures and displays – namely polyester materials such as stretch, satins, sheers, backlit fabrics and more.

Grand format graphics & finishing...

Graphics are crucial to maximizing your messaging impact and your investment in a tradeshow or event. With the latest state-of-the-art printing technology and large format printing capabilities, we ensure your message pops and stands out from the competition. To ensure the highest quality and perfect fit, all fabric graphics are produced and finished by hand by highly-skilled sewers in the USA.

Radiant lighting ...

The perfect balance of form, fabric and lighting can create a powerful, impactful presence and display. Illumination is an important piece of the puzzle to achieve the mood, style and staging that you desire. With LED lighting solutions, we can tailor the ideal lighting system to make your project glow!

Merging shapes and structures with fresh fabric, large format print graphics and lighting creates dynamic and eye-catching displays for tradeshows, events, retail spaces and interior environments.





Formulate VC10
FMLT-WV10-10



Courtesy of: Neebo & Lines and Designs

FORMULATE TENSION FABRIC

The FORMulate™ line spans from a collection of portable, off-the-shelf exhibit kits, hanging structures and architectural accessories to custom-designed and built exhibits, environments and interior display solutions. Formulate combines state-of-the-art zipper pillowcase dye-sublimated fabric coverings with advanced lightweight aluminum tube structures to provide elegance, functionality and style.

The quality of the Formulate line is excellent. The perfect combination of form, sophistication and function make Formulate displays the ideal solution for any space. All Formulate stretch fabric graphics are printed on state-of-the-art, G7 color certified printers and are hand-sewn, durable and dry-cleanable.

The Formulate line includes tabletop, 8ft, 10ft and 20ft backwalls and exhibit kits, 20ft by 20ft island exhibit kits, hanging structures, towers, columns, funnels, archways, counters and more. Easily mix and match to create your ideal display, exhibit or environment or work with us to create a custom solution from scratch.

NO MATTER WHAT YOUR SPACE NEEDS, WE CAN **FORM** A SOLUTION FOR YOU.



FORMULATE ESSENTIAL TABLETOP DISPLAYS

Formulate™ Essential Tabletop displays have customary frame features, are portable and come in Straight, Vertical Curved and Horizontal Curved options. The economy aluminum tube frame features bungee cords, rounded corners and comes with a one year limited warranty. Simply pull the pillowcase fabric graphic over the frame and zip. All displays have an overall height of 5ft and fit on a 6ft wide table and come with a canvas carry bag.



FORMULATE ESSENTIALS 8' DISPLAYS

Formulate™ Essential 8ft displays have customary frame features, are portable and come in Straight, Vertical Curved and Horizontal Curved options. The economy aluminum tube frame features bungee cords, rounded corners and comes with a one year limited warranty. Simply pull the pillowcase fabric graphic over the frame and zip. All displays come with a canvas carry bag.



**FORMULATE ESSENTIAL
10' DISPLAYS**

Formulate™ Essential 10ft displays have customary frame features, are portable and come in Straight, Vertical Curved, Horizontal Curved and Serpentine Curved options. The economy aluminum tube frame features bungee cords, rounded corners and comes with a one year limited warranty. Simply pull the pillowcase fabric graphic over the frame and zip. All displays come with a canvas carry bag.




Vertical Curved
FMLT-ESS-V10-01



Straight
FMLT-ESS-S10-01



Horizontal Curved
FMLT-ESS-H10-01



Serpentine Curved
FMLT-ESS-SC10-01

formulate™ lite | 8' DISPLAYS

FORMULATE LITE 8'/10' DISPLAYS

Looking for a sharp, simple, portable fabric backdrop that sets up in 5 minutes or less? Look no further. The Formulate™ Lite 8ft by 10ft fabric backdrop is one of the fastest and easiest solutions you can find. In addition to the standard landscape/horizontal configuration, Formulate Lite can be turned on its side to create a portrait/vertical wall as well.

The sturdy, lightweight 30mm aluminum frame assembles with push-button functionality. Simply stretch the graphic over the corners of the frame and you're done. You have an instant, impressive fabric backdrop!

The Formulate Lite kit is supplied in a carry bag. Shown with an optional, upgraded OCB case.



Formulate Lite -
landscape/horizontal graphic



Formulate Lite - portrait/vertical graphic
FMLT-LT-01





Formulate TT1
FMLT-WTT-V01



FORMULATE TABLETOP DISPLAYS

Having a small space doesn't mean you can't make a big impact! Formulate™ Master Tabletop displays are lightweight, highly-portable and come in Straight and Vertical Curved options. The frame assembles with easy-to-use snap buttons, then simply pull the pillowcase fabric graphic over the frame and zip. All displays have an overall height of 46.5 inches, fit on a 6ft wide table and come in a convenient, transit case.



Formulate TT2
FMLT-WTT-V02



Formulate TT3
FMLT-WTT-V03



Formulate TT4
FMLT-WTT-S01



Formulate TT5
FMLT-WTT-S02



Formulate 8H
FMLT-WH8-01



Formulate 8S
FMLT-WS8-01



Formulate 8V
FMLT-WV8-01

FORMULATE MASTER 8' DISPLAYS

Simplicity and style make Formulate™ Master 8ft displays an ideal solution. Available in Straight, Vertical Curved and Horizontal Curved options, Formulate Master 8ft displays are easy-to-assemble with snap-button tube functionality and pull-over zipper pillowcase fabric graphics. All displays come in a portable, wheeled transit case.

formulate™ master | 10' VERTICAL CURVED DISPLAYS

FORMULATE MASTER 10' VERTICAL CURVED DISPLAYS

Slightly arched from top to bottom, Formulate™ Master 10ft Vertical Curved exhibits combine pillowcase fabric graphics with lightweight aluminum tube frames to form fashionable and functional exhibits. Accessories such as headers, adjustable literature holders, tables and accents provide enhanced functionality and more real estate for messaging. The wide array of Formulate Master Vertical Curved kits and accessories make it easy to glamorize any 10ft space.




Formulate VC10
FMLT-WV10-10



Courtesy of:
CamelbackDisplays.com




Courtesy of: Motif Events



Courtesy of: Worldwide
Graphics & Sign Company




Formulate VC1
FMLT-WV10-01



Formulate VC2
FMLT-WV10-02



Formulate VC3
FMLT-WV10-03



Formulate VC4
FMLT-WV10-04



Formulate VC5
FMLT-WV10-05



Formulate VC6
FMLT-WV10-06




Formulate VC7
FMLT-WV10-07



Formulate VC8
FMLT-WV10-08



Formulate VC9
FMLT-WV10-09



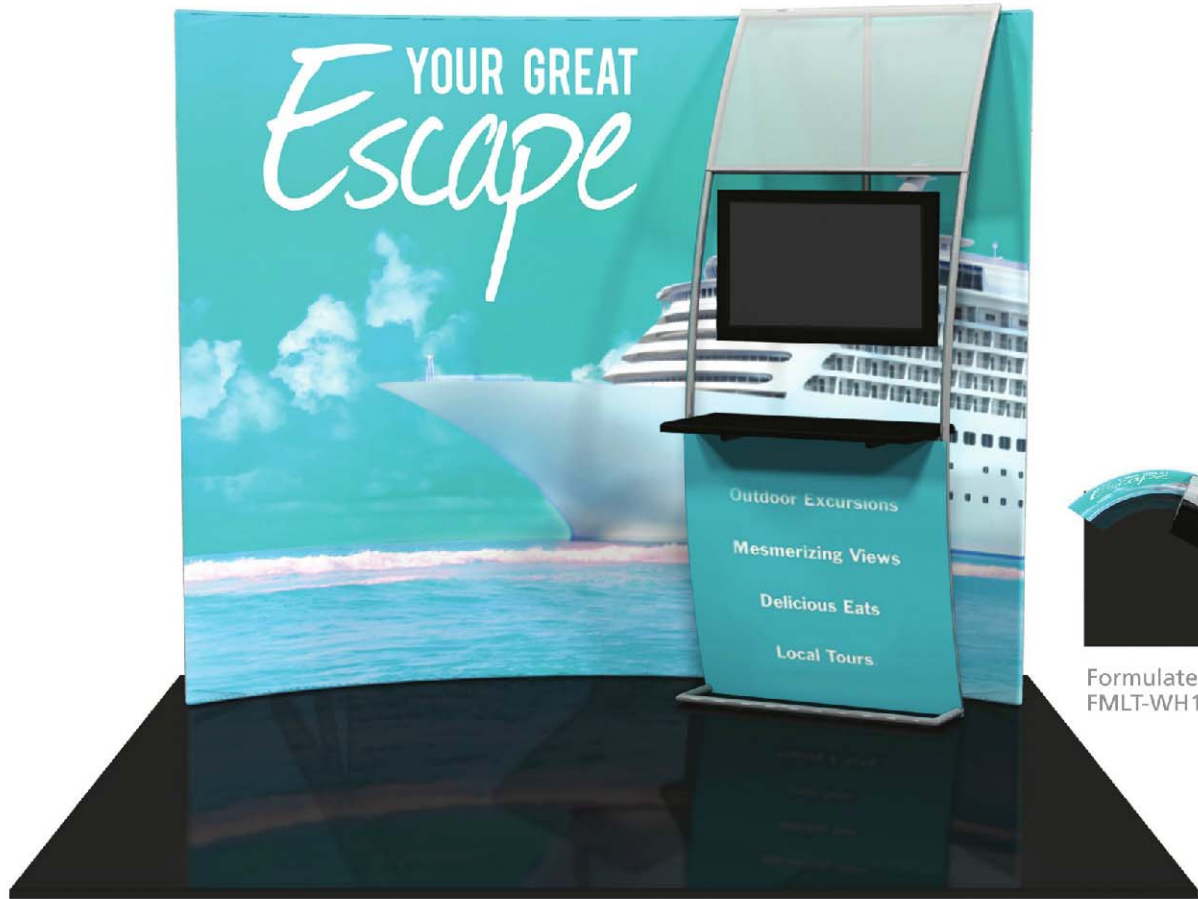
Formulate VC11
FMLT-WV10-11

*monitors not included

formulate™ master | 10' HORIZONTAL CURVED DISPLAYS

FORMULATE MASTER 10' HORIZONTAL CURVED DISPLAYS

Ergonomically designed, Formulate™ Master 10ft Horizontal Curved exhibits combine the latest developments in fabric printed technology with a gently curved aluminum frame to create a seamless, elegant exhibit that enhances the message of your exhibit or environment. Accents provide added functionality and messaging areas. With so many choices, you're sure to find a design that suits your desire for style!



Formulate HC6
FMLT-WH10-06



Courtesy of: Hanscom
Federal Credit Union



Formulate HC1
FMLT-WH10-01



Formulate HC2
FMLT-WH10-02



Formulate HC3
FMLT-WH10-03



Formulate HC4
FMLT-WH10-04



Formulate HC5
FMLT-WH10-05



Formulate HC7
FMLT-WH10-07



Formulate HC8
FMLT-WH10-08



Formulate HC9
FMLT-WH10-09



Formulate HC10
FMLT-WH10-10

*monitors not included

formulate™ master | 10' STRAIGHT DISPLAYS

FORMULATE MASTER 10' STRAIGHT DISPLAYS

Space maximizing
Formulate™ Master 10ft
Straight exhibits incorporate
sleek, straight aluminum
frames with zipper
pillowcase fabric graphics to
create a sharp, bold backwall
that clearly conveys who you
are and what you do. With a
variety of accents including
graphic headers, adjustable
literature pockets, shelves,
tables, counters and more,
you are sure to find a design
that best suits your space
needs!



Formulate S5
FMLT-WS10-05



Formulate S1
FMLT-WS10-01



Formulate S2
FMLT-WS10-02



Formulate S3
FMLT-WS10-03



Formulate S4
FMLT-WS10-04



Formulate S6
FMLT-WS10-06



Formulate S7
FMLT-WS10-07

FORMULATE MASTER ACCENTS

Formulate™ Master Accents enhance the functionality of any Formulate Master 10ft or 20ft backwall and add more real estate for messaging too! With monitor supports, literature pockets, shelves, tables, counters and more, you are sure to find the accent that best suits your needs. Side tables and graphic headers also available.

FORMULATE BACKWALL CONNECTOR
FMLT-WBWC

The Formulate™ Master Backwall Connector is an ideal accessory to connect two 10ft or 20ft Formulate backwalls. It features a pillowcase fabric graphic and connects easily to create the appearance of one seamless display.



ACCENT 01
FMLT-WL01
Pillowcase fabric graphic



ACCENT 02
FMLT-WL02
Three 20" wide shelves and top and bottom printed infill panels



ACCENT 03
FMLT-WL03
FMLT-WL03-L
FMLT-WL03-R
Your choice of right-hand or left-hand arm tables, no table, top and bottom printed infill panels and hardware mounts for a medium sized monitor



ACCENT 04
FMLT-WL04
Features a 36" wide table top, top and bottom velcro applied printed fabric graphics and hardware mounts for a medium sized monitor



ACCENT 05
FMLT-WLLH
Three literature pockets, and top and bottom printed infill panels



ACCENT 06
FMLT-WLC
Features a 20" wide shelf and top and bottom printed infill panels

*monitors not included

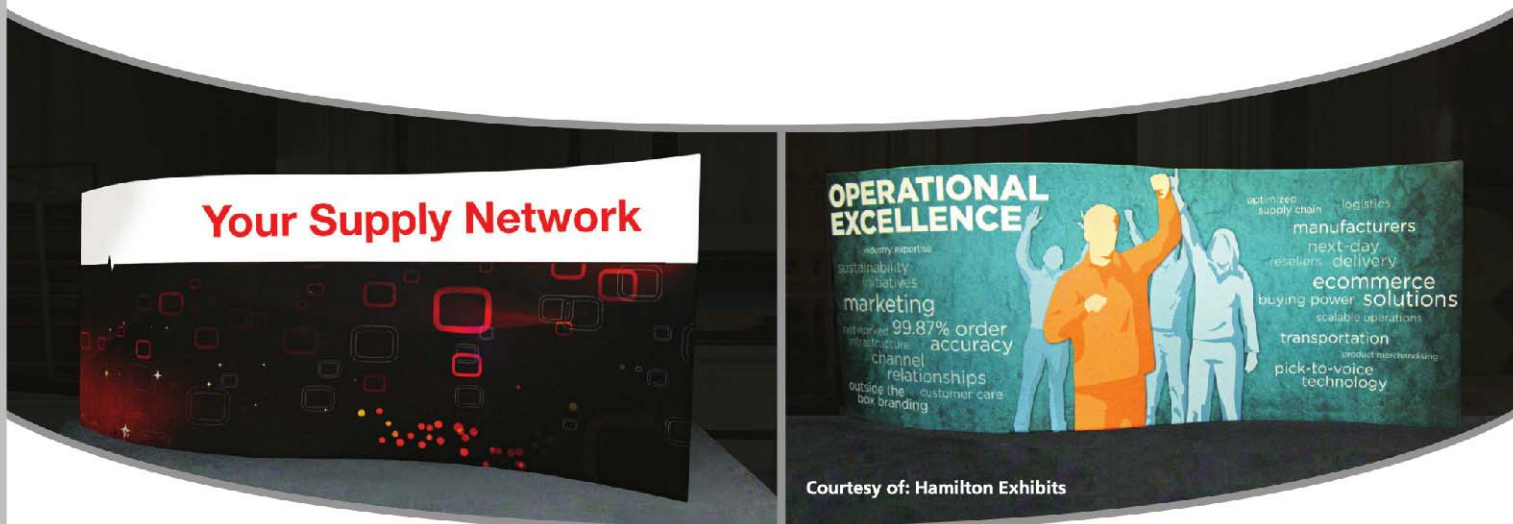
formulate™ master | 20' SERPENTINE CURVED DISPLAYS

FORMULATE MASTER 20' SERPENTINE CURVED DISPLAYS

The gentle and organic S-shaped curves of the Formulate™ Master Serpentine line of 20' exhibits create an elegant flow within a space. These displays can feature a single-sided or double-sided fabric graphic, which provides more real estate for branding and messaging. Pillowcase style fabric graphics are coupled with sturdy, yet lightweight aluminum frames to create the unique and flowing Serpentine shape. Accents provide shelving, surface areas, monitor displays and additional messaging areas.




Formulate SC2
FMLT-WSC-20-02




Courtesy of: Hamilton Exhibits




Formulate SC1
FMLT-WSC20-01



Formulate SC3
FMLT-WSC20-03



Formulate SC4
FMLT-WSC20-04



Formulate SC5
FMLT-WSC20-05



Formulate SC6
FMLT-WSC20-06



*monitors not included

formulate™ master | 20' VERTICAL CURVED DISPLAYS

FORMULATE MASTER 20' VERTICAL CURVED DISPLAYS

Slightly arched from top to bottom, Formulate™ Master 20ft Vertical Curved displays combine pillowcase fabric graphics with lightweight aluminum tube frames to form fashionable and functional exhibits. Accents provide enhanced functionality and more real estate for messaging. The wide array of Formulate Master Vertical Curved kits and accessories make it easy to glamorize any 20ft space. Easily convert the 20ft Master Vertical Curve Formulate to a 10ft backwall with the purchase of a 10ft graphic. No additional hardware needed.



Formulate WV3
FMLT-WV20-03



easily
converts to a
10' backwall



10' Vertical
Curved Backwall





Formulate WV1
FMLT-WV20-01



Formulate WV2
FMLT-WV20-02



Formulate WV4
FMLT-WV20-04



Formulate WV5
FMLT-WV20-05



*monitors not included

formulate™ master | 20' HORIZONTAL CURVED DISPLAYS

FORMULATE MASTER 20' HORIZONTAL CURVED DISPLAYS

Ergonomically designed, Formulate™ 20ft Master Horizontal Curved exhibit kits combine the latest developments in fabric printed technology with a gently curved aluminum frame to create a seamless, elegant exhibit that enhances the message of your exhibit or environment. Accents provide added functionality and messaging areas. With so many choices, you're sure to find a design that suits your desire for style! Easily convert the 20ft Master Horizontal Curve Formulate to a 10ft backwall with the purchase of a 10ft graphic. No additional hardware needed.



Formulate WH4
FMLT-WH20-04



easily
converts to a
10' backwall



10' Horizontal
Curved Backwall



Formulate WH1
FMLT-WH20-01



Formulate WH2
FMLT-WH20-02



*monitors not included



Formulate WH3
FMLT-WH20-03



Formulate WH5
FMLT-WH20-05



Formulate WH6
FMLT-WH20-06



LCD monitors not included.



Formulate 20 Straight
FMLT-WS20-01



FORMULATE MASTER 20' STRAIGHT DISPLAY

The Formulate™ 20ft Master Straight backwall incorporates a sleek, straight aluminum frame with a zipper pillowcase fabric graphic to create a sharp, bold backwall that clearly conveys who you are and what you do. Print on just one side or on both sides of the graphic to maximize your message and brand exposure!

SPIN OR FLIP

TO CREATE A DIFFERENT LOOK
& SHOW A NEW MESSAGE!

 **SPIN** FROM **FRONT TO BACK** TO SHOW A
DIFFERENT MESSAGE OR BRAND! 



FLIP 20' EXHIBIT KITS

FLIP™ 20ft exhibits incorporate layered, staggered walls that are connected to create a unique, dimensional and versatile display.

SO FLIPPIN' COOL

Double-sided graphics enable you to feature a different look, brand or messaging so you can **SPIN from front to back** OR use as a creative space divider for a larger space. With an easy graphic change, you can also **FLIP from top to bottom** to create a new, different exhibit and look for your next event. With the versatility of FLIP, you have many options to reconfigure over and over for a long-lasting, ever-changing display.

SO FLIPPIN' EASY

FLIP kits combine 30mm lightweight aluminum frames with your choice of single or double-sided zipper pillowcase fabric graphics. Simply join the aluminum tubes together with snap-button connectors, slide the fabric graphics over the frames, then zip. Connect the walls and WHALA, you have one of the coolest and most versatile displays in the event. It's that easy.

FLIP FROM TOP TO BOTTOM TO CREATE A NEW LOOK FOR ANOTHER EVENT!

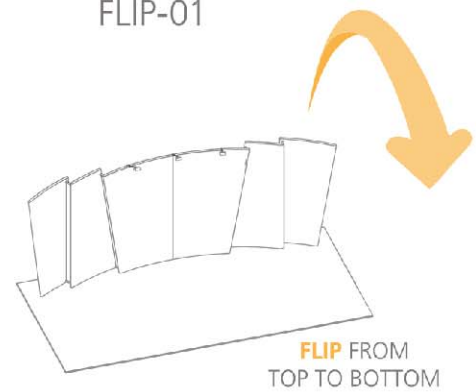
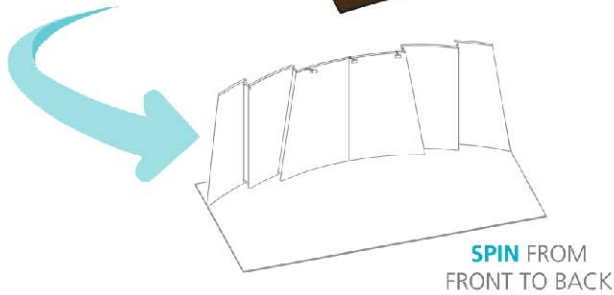


FLIP 20' EXHIBIT KITS

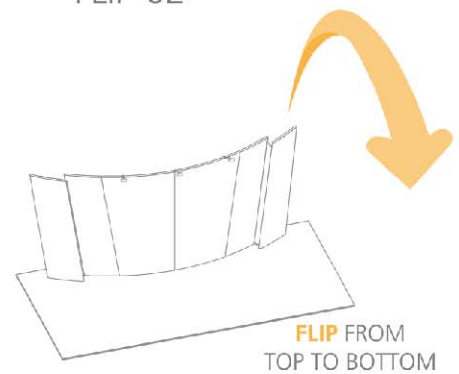
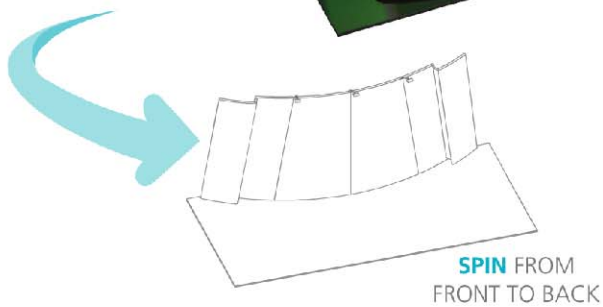
FLIP™ 20ft exhibits incorporate layered, staggered walls that are connected to create a unique, dimensional and versatile display.



FLIP-01



FLIP-02



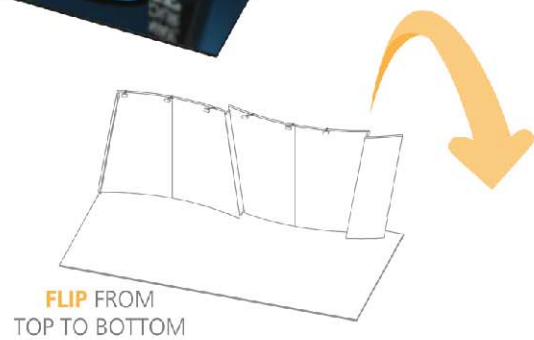
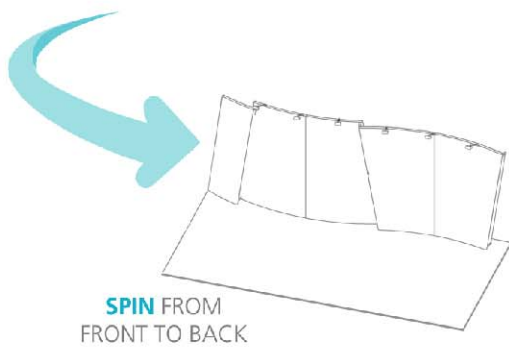
*Counters, lighting and lighting hardware not included in kits. A la carte counter options presented on page 124. Lighting presented on page 135.

FLIP 20' EXHIBIT KITS

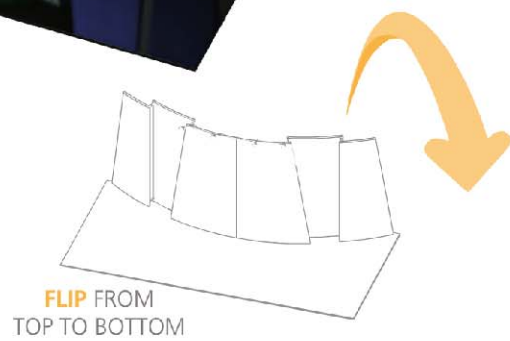
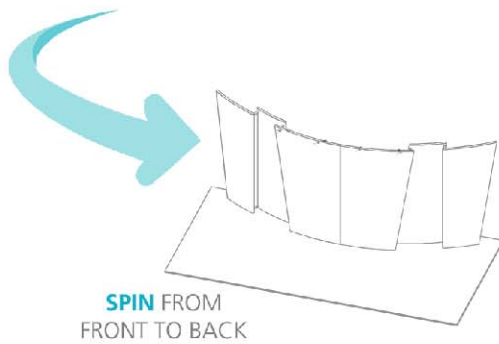
Ask to incorporate LED lights to make your FLIP™ display shine.



FLIP-03



FLIP-04



*Counters, lighting and lighting hardware not included in kits. A la carte counter options presented on page 124. Lighting presented on page 135.

VIBE 10' EXHIBIT KITS

Vibe™ is a collection of cleverly-designed, dimensionally layered 10ft exhibit kits. Vibe combines layered lightweight aluminum tube frames with zippered pillowcase printed fabric graphics. Unique shapes, angles and exposed framework create a truly unique appearance and experience. Where they appear, kits include graphic headers, lights and monitor kiosks to provide additional branding and messaging areas.





KIT 01
VBK-1



KIT 02
VBK-2



KIT 03
VBK-3



KIT 04
VBK-4



KIT 06
VBK-6




**VIBE MONITOR
KIOSK
VB-MK-01**

Simply add the Vibe™ kiosk to create an interactive, multimedia display. Kiosk comes with a monitor bracket that holds a max weight of 50lbs and a convenient, portable shipping case. Monitor is not included with kiosk or kit.

FORMULATE FUSION

Formulate™ Fusion provides an unparalleled dynamic that elevates and accentuates a message and brand, but also maximizes the return on tradeshow investment. Formulate Fusion is a collection of 20ft by 20ft exhibit kits and custom solutions. A fusion of FORM, FABRIC and FUNCTION, these kits combine organic and architectural shapes with state-of-the-art zipper pillowcase dye-sublimated fabric graphics to create unique, dynamic and functional island spaces.

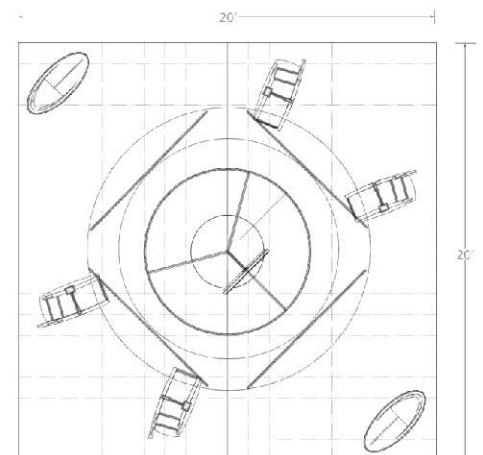


KIT 01 CFAB-K-01

Add the WOW factor to your next tradeshow with this commanding and captivating 20ft by 20ft island display.

Formulate™ Fusion Kit 1 weaves together FORMulated structures that combine the latest developments in fabric printed technology with heavy-duty, structurally-sound aluminum frame structures to create a space that encourages traffic flow and provides stylish product display and messaging areas.

The 16ft tall fabric tower centerpiece connects to four 8ft tall fabric-based product display areas. A 14ft diameter ring structure not only provides an ideal area for branding and messaging, but it also weaves the elegant tower and product display areas together. Two fabric reception counters provide fashionable, and functional greeting areas. Monitor mounts and stylish display lighting are included. Internal LED light kits are not included, but can be purchased a la carte to add a glow within the tower and reception counters.



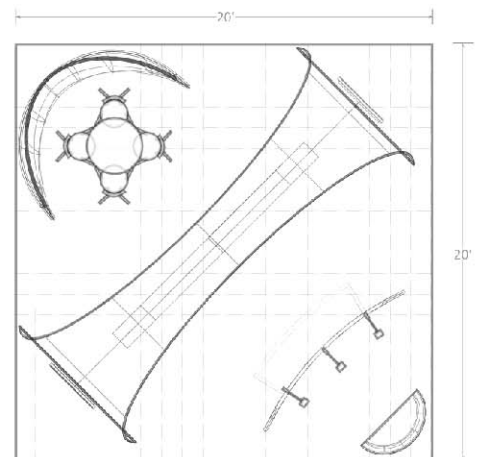


KIT 02
CFAB-K-02

You won't get bypassed with this 20ft by 20ft island exhibit in your next event or tradeshow!

Formulate™ Fusion Kit 2 features a fabric archway, a dimensional hanging structure and curved conference area to create a space that fosters flow, yet provides privacy for meetings and demonstrations. Each display element combines state-of-the-art zipper pillowcase dye-sublimated fabric coverings with advanced lightweight aluminum tube structures.

The overhead hanging structure is 13ft wide, 5ft tall and 1ft thick, providing ample space for a company brand. The prominent arch spans 14ft wide and reaches 11 ½ft high. An 8ft tall by 9 ½ft wide fabric backwall is positioned behind the fabric display counter to add a messaging area, privacy and a display surface on the interior side. An 8ft tall "potato chip" shaped, curved fabric wall creates a semi-private conference/meeting area or projection wall within the space. Monitor mounts and stylish display lighting are included. Internal LED light kits are not included, but can be purchased a la carte to add a glow within the reception counter and backwall.



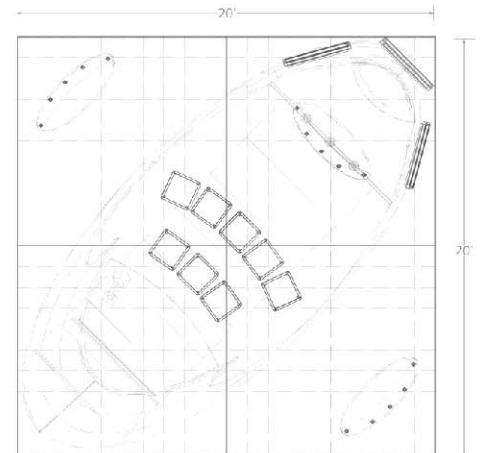


KIT 03
CFAB-K-03

Captivate your audience inside this 20ft by 20ft island display at your next event!

Formulate™ Fusion Kit 3 features a commanding and angled fabric architectural structure, reception areas and more! The angled, architectural tunnel is 16ft tall on one side and 12ft tall on the other and is the perfect space for an intimate and semi-private presentation, conference or theater area. This stylish and functional island display kit also includes two fabric-based reception counters that function as ideal greeting and storage areas. Additionally, a fabric-based refreshment bar is located inside the theater space, which also features additional storage space.

Monitor mounts and stylish display lighting are included. Internal LED light kits are not included, but can be purchased a la carte to add a glow within the reception counters.



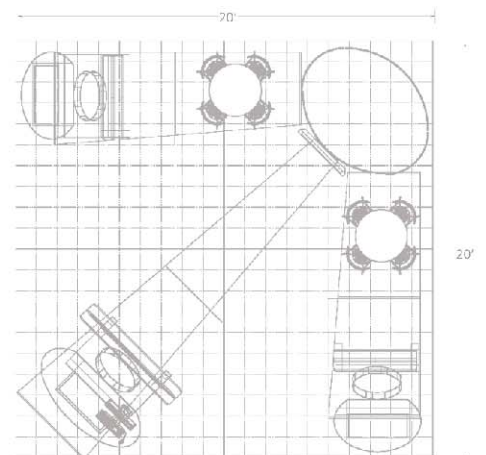


KIT 04
CFAB-K-04

Demo, demo, demo! You have ample demonstration and meeting space with this 20ft by 20ft island exhibit!

Fabric canopies and messaging areas are combined with a heavy-duty laminate-based tower and cabinets to create a space that provides three product display/demonstration stations and two seating areas. The layout of this exhibit fosters traffic flow within the space and provides real estate for demonstrations.

Formulate™ Fusion Kit 4 features an 18ft tall laminate panel tower connected to three 12ft long wave-shaped canopies. The tower features ample lockable storage space. Stemming from the three canopies are 10 ½ft tall fabric and extrusion based messaging and product display walls, which are anchored to laminated, lockable cabinets. Graphic headers on the display walls are 4ft wide and provide the ideal space for branding or product information.





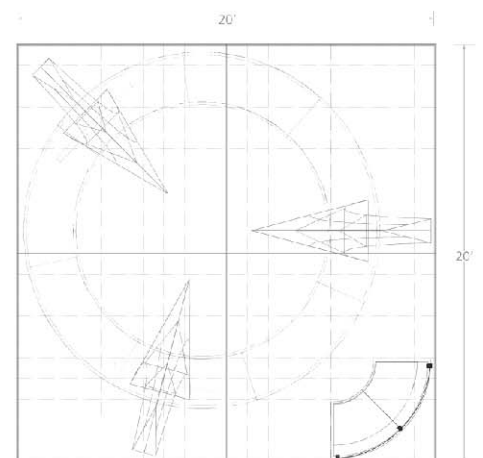
KIT 05
CFAB-K-05

Dominate the exhibit hall with this 20ft by 20ft island exhibit and stand out from the rest!

Formulate™ Fusion Kit 5 combines architectural lines and shapes with the latest developments in fabric to create a sophisticated, memorable and breathtaking presence.

The 18ft tall fabric covered tower centerpiece features a 7ft diameter cone and three curved architectural support beams. You can easily incorporate monitors and AV into the support structures to add multimedia messaging. A laminate counter with printed slat walls provides a welcoming reception area, as well as abundant lockable storage.

Monitor mounts are included. Internal LED light kits are not included, but can be purchased a la carte to add a glow within the support structures.



CUSTOM FORMULATE

We can also FABRICate a completely custom and ultra-creative exhibit and environment solution for you. Each custom FORMulated solution is uniquely designed, manufactured and custom crafted from a selection of sizes and styles of aluminum tube, which are blended with the very best-suited stretch fabric graphics and lighting.

With over 30 years of proven excellence in the design, construction, project management and fulfillment of custom and custom modular exhibit solutions, we have what it takes to build a custom booth, environment and interior space. Concept to design, then design to production, we can provide custom fabric exhibit structures as a seamless turnkey service through to installation, dismantle and post-show storage.



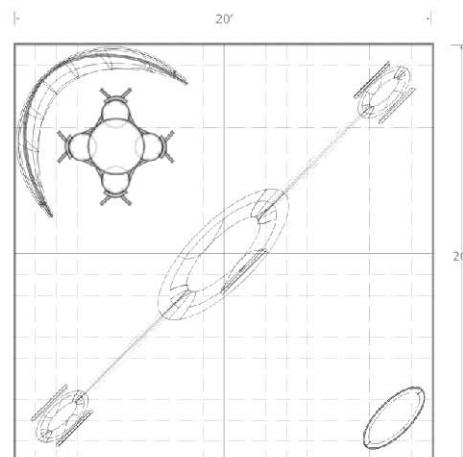
KIT 06
CFAB-K-06

An airy floor plan encourages maximum traffic flow into this 20ft by 20ft island exhibit!

Formulate™ Fusion Kit 6 features structures that combine the latest developments in fabric printed technology with heavy-duty aluminum frames to create a space that fosters great traffic flow and conversation areas.

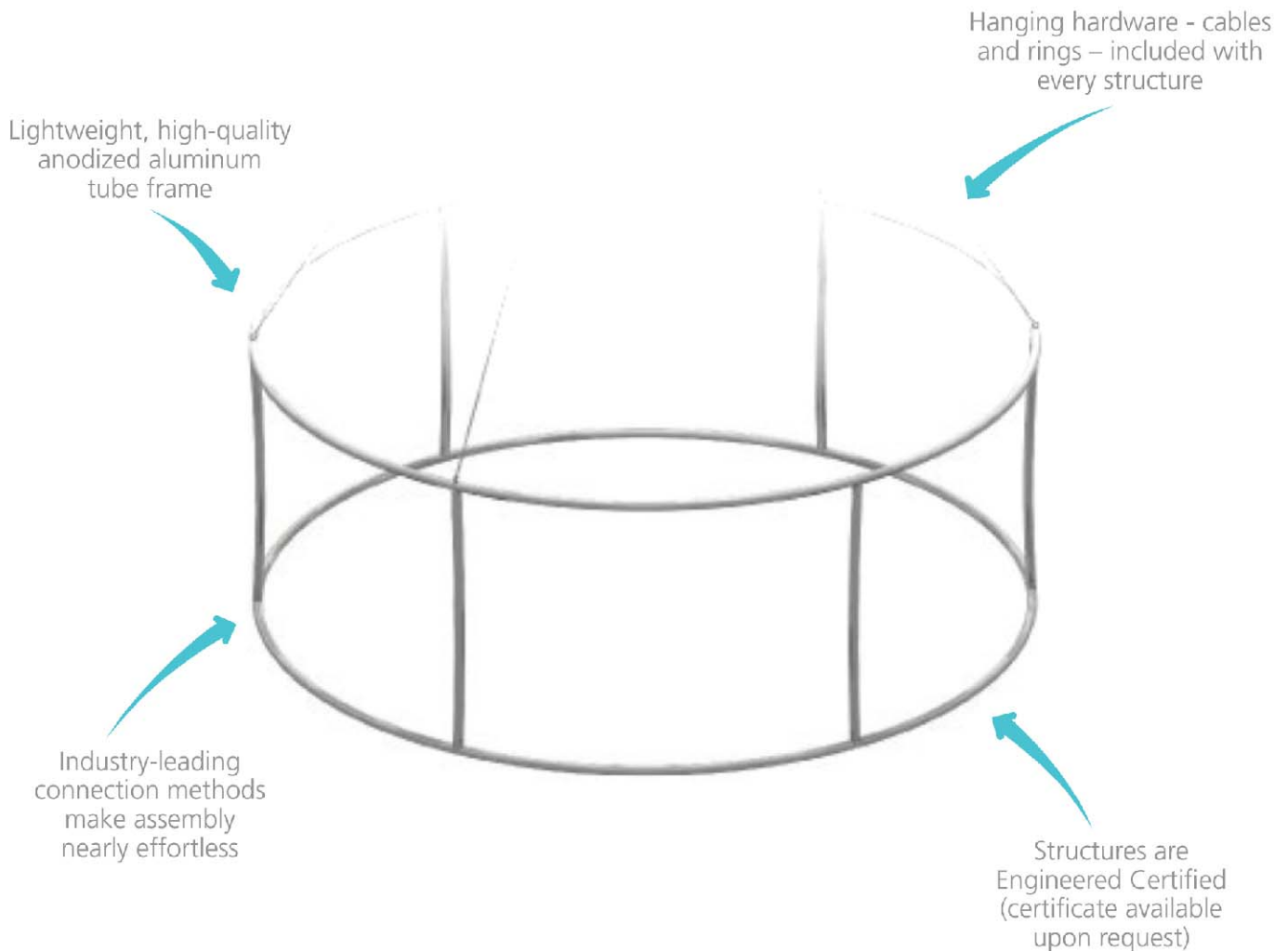
The 12ft tall center fabric tower is connected to two 9ft tall fabric towers via exposed aluminum tube. Oval-shaped sintra panels are located on front and back sides of the aluminum tubes providing four messaging and branding areas. An oval-shaped fabric reception counter provides a fashionable, yet functional greeting area. Additionally, an 8ft tall "potato chip" shaped, curved fabric wall creates a semi-private conference/meeting area or projection wall within the space.

Six monitor mounts are included. Internal LED light kits are not included, but can be purchased a la carte to add a glow within the three tower structures and reception counter.



FORMULATE HANGING STRUCTURES

Hanging structures are used to attract and command attention to your tradeshow booth or use as a focal point at an event or in an interior space. Project from all angles and draw the eye to your brand to proclaim your message! With a wide variety of three and two-dimensional structures and shapes to choose from, you're sure to find the best solution to draw attention and create a dramatic affect in any space.



OCE – Formulate Expandable Case

Structures collapse to a fraction of their size and come in standard in carry bags and heavy-duty shipping and storage box(es).

Expandable, rugged molded shipping and transportation cases available as an upgrade.

Formulate™ tension fabric hanging structures are made in the USA and are of the utmost quality and durability. Formulate combines state-of-the-art zipper pillowcase dye-sublimated stretch fabric coverings with advanced, lightweight aluminum structures to provide unique design, functionality, and style. The excellence of the Formulate line of hanging structures is simply unmatched!

Fabric printing process provides G7 color-certified, SUPERIOR brilliant and vivid graphics

Tensioned, zippered pillowcase style fabric graphics are easy to slip on and off



All graphics come with an opaque liner at no additional cost

Stretch fabric graphics are hand-sewn in the USA, durable and dry-cleanable



Choose from these graphic options: blank, single-sided, double-sided, and zip-in blank and printed bottom panels

RING

8' diam. x 2'h/3'h/4'h/5'h/6'h
 10' diam. x 2'h/3'h/4'h/5'h/6'h
 12' diam. x 2'h/3'h/4'h/5'h/6'h
 14' diam. x 2'h/3'h/4'h/5'h/6'h
 16' diam. x 2'h/3'h/4'h/5'h/6'h
 18' diam. x 2'h/3'h/4'h/5'h/6'h
 20' diam. x 2'h/3'h/4'h/5'h/6'h



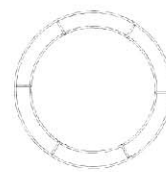
TAPERED RING

8' diam. x 2'h/3'h/4'h/5'h/6'h
 10' diam. x 2'h/3'h/4'h/5'h/6'h
 12' diam. x 2'h/3'h/4'h/5'h/6'h
 14' diam. x 2'h/3'h/4'h/5'h/6'h
 16' diam. x 2'h/3'h/4'h/5'h/6'h
 18' diam. x 2'h/3'h/4'h/5'h/6'h
 20' diam. x 2'h/3'h/4'h/5'h/6'h



double-sided graphic

bottom graphic



double-sided graphic


SQUARE

8'w x 2'h/3'h/4'h/5'h/6'h
 10'w x 2'h/3'h/4'h/5'h/6'h
 12'w x 2'h/3'h/4'h/5'h/6'h
 14'w x 2'h/3'h/4'h/5'h/6'h
 16'w x 2'h/3'h/4'h/5'h/6'h
 18'w x 2'h/3'h/4'h/5'h/6'h
 20'w x 2'h/3'h/4'h/5'h/6'h



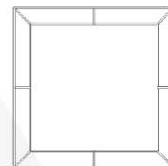
TAPERED SQUARE

8'w x 2'h/3'h/4'h/5'h/6'h
 10'w x 2'h/3'h/4'h/5'h/6'h
 12'w x 2'h/3'h/4'h/5'h/6'h
 14'w x 2'h/3'h/4'h/5'h/6'h
 16'w x 2'h/3'h/4'h/5'h/6'h
 18'w x 2'h/3'h/4'h/5'h/6'h
 20'w x 2'h/3'h/4'h/5'h/6'h



double-sided graphic

bottom graphic



double-sided graphic

CONCAVE SQUARE

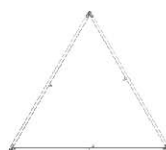
8'w x 2'h/3'h/4'h/5'h/6'h
 10'w x 2'h/3'h/4'h/5'h/6'h
 12'w x 2'h/3'h/4'h/5'h/6'h
 14'w x 2'h/3'h/4'h/5'h/6'h
 16'w x 2'h/3'h/4'h/5'h/6'h
 18'w x 2'h/3'h/4'h/5'h/6'h
 20'w x 2'h/3'h/4'h/5'h/6'h



double-sided graphic

TRIANGLE

8'w x 2'h/3'h/4'h/5'h/6'h
 10'w x 2'h/3'h/4'h/5'h/6'h
 12'w x 2'h/3'h/4'h/5'h/6'h
 14'w x 2'h/3'h/4'h/5'h/6'h
 16'w x 2'h/3'h/4'h/5'h/6'h
 18'w x 2'h/3'h/4'h/5'h/6'h
 20'w x 2'h/3'h/4'h/5'h/6'h



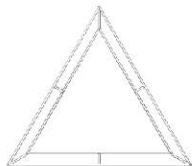
double-sided graphic



bottom graphic

TAPERED TRIANGLE

8'w x 2'h/3'h/4'h/5'h/6'h
 10'w x 2'h/3'h/4'h/5'h/6'h
 12'w x 2'h/3'h/4'h/5'h/6'h
 14'w x 2'h/3'h/4'h/5'h/6'h
 16'w x 2'h/3'h/4'h/5'h/6'h
 18'w x 2'h/3'h/4'h/5'h/6'h
 20'w x 2'h/3'h/4'h/5'h/6'h



double-sided graphic

CONVEX TRIANGLE (SHIELD)

8'w x 2'h/3'h/4'h/5'h/6'h
 10'w x 2'h/3'h/4'h/5'h/6'h
 12'w x 2'h/3'h/4'h/5'h/6'h
 14'w x 2'h/3'h/4'h/5'h/6'h
 16'w x 2'h/3'h/4'h/5'h/6'h
 18'w x 2'h/3'h/4'h/5'h/6'h
 20'w x 2'h/3'h/4'h/5'h/6'h



double-sided graphic

PINWHEEL

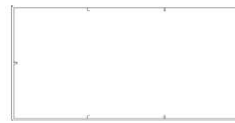
- 8'w x 2'h/3'h/4'h/5'h/6'h
- 10'w x 2'h/3'h/4'h/5'h/6'h
- 12'w x 2'h/3'h/4'h/5'h/6'h
- 14'w x 2'h/3'h/4'h/5'h/6'h
- 16'w x 2'h/3'h/4'h/5'h/6'h
- 18'w x 2'h/3'h/4'h/5'h/6'h
- 20'w x 2'h/3'h/4'h/5'h/6'h



double-sided graphic

RECTANGLE


- 8'w x 2'h/3'h/4'h/5'h/6'h
- 10'w x 2'h/3'h/4'h/5'h/6'h
- 12'w x 2'h/3'h/4'h/5'h/6'h
- 14'w x 2'h/3'h/4'h/5'h/6'h
- 16'w x 2'h/3'h/4'h/5'h/6'h
- 18'w x 2'h/3'h/4'h/5'h/6'h
- 20'w x 2'h/3'h/4'h/5'h/6'h



double-sided graphic

FOOTBALL

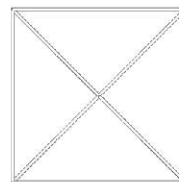
- 8'w x 2'h/3'h/4'h/5'h/6'h
- 10'w x 2'h/3'h/4'h/5'h/6'h
- 12'w x 2'h/3'h/4'h/5'h/6'h
- 14'w x 2'h/3'h/4'h/5'h/6'h
- 16'w x 2'h/3'h/4'h/5'h/6'h
- 18'w x 2'h/3'h/4'h/5'h/6'h
- 20'w x 2'h/3'h/4'h/5'h/6'h



double-sided graphic

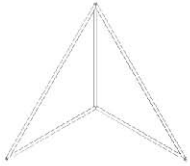
FOUR-SIDED PYRAMID

- 10'w x 5'h
- 12'w x 6'h
- 16'w x 8'h
- 20'w x 10'h



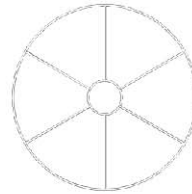
THREE-SIDED PYRAMID

10'w x 5'h
12'w x 6'h
16'w x 8'h
20'w x 10'h




ROUND FUNNEL

10'w x 5'h



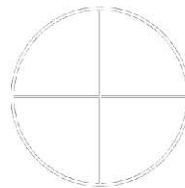
SQUARE FUNNEL

10'w x 5'h



CONE

10'w x 5'h
12'w x 6'h
16'w x 8'h
20'w x 10'h



CURVE

8'w x 2'h/3'h/4'h/5'h/6'h
10'w x 2'h/3'h/4'h/5'h/6'h
12'w x 2'h/3'h/4'h/5'h/6'h
14'w x 2'h/3'h/4'h/5'h/6'h
16'w x 2'h/3'h/4'h/5'h/6'h
18'w x 2'h/3'h/4'h/5'h/6'h
20'w x 2'h/3'h/4'h/5'h/6'h



PANEL

8'w x 2'h/3'h/4'h/5'h/6'h
10'w x 2'h/3'h/4'h/5'h/6'h
12'w x 2'h/3'h/4'h/5'h/6'h
14'w x 2'h/3'h/4'h/5'h/6'h
16'w x 2'h/3'h/4'h/5'h/6'h
18'w x 2'h/3'h/4'h/5'h/6'h
20'w x 2'h/3'h/4'h/5'h/6'h



DISC

8' diameter
10' diameter
12' diameter
14' diameter
16' diameter
18' diameter
20' diameter



S-CURVE

8'w x 2'h/3'h/4'h/5'h/6'h
10'w x 2'h/3'h/4'h/5'h/6'h
12'w x 2'h/3'h/4'h/5'h/6'h
14'w x 2'h/3'h/4'h/5'h/6'h
16'w x 2'h/3'h/4'h/5'h/6'h
18'w x 2'h/3'h/4'h/5'h/6'h
20'w x 2'h/3'h/4'h/5'h/6'h



All 2D Hanging Structures available as double-sided.

FORMULATE FUNNELS

Whether you are looking for a way to draw attention and captivate your audience at a tradeshow, special event, or in a permanent environment, these FORMulated and tension fabric architectural structures are designed to impress.

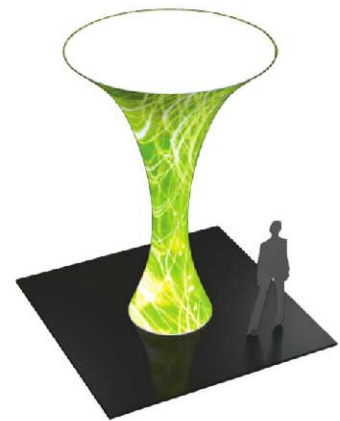
Versatile Formulate™ Funnels transform any environment through form, fabric and lighting. Formulate Funnels have an hourglass shape, come in 20ft, 16ft and 12ft heights and have 8ft diameters at the top and 3½ft diameters at the bottom. Funnels feature a heavy-duty, wooden base and silver powder coated truss interior to create a dynamic, towering structure that commands attention. Fabric graphics feature a zipper at the top and a silicone edge at the bottom for easy assembly. Accent LED light not included, but can be incorporated to add a glow within the funnel structures. Custom sizes also available.



20' FUNNEL
FUN-01



16' FUNNEL
FUN-02



12' FUNNEL
FUN-03

FORMULATE TOWERS

Mix and match the Formulate™ line of towers to add architecture and drama to any event or interior space. Cylinder-shaped and Rectangular-shaped towers come in 12ft, 10ft and 8ft heights and 3ft square/diameters at the tops and bottoms. They combine the latest developments in fabric printed technology with aluminum tube frames to add dimension, décor and sculpture to any event, stage set, tradeshow booth or interior space. Formulate towers accommodate internal LED lighting. Accent LED light not included, but can be incorporated to add a glow within the structures. Custom sizes also available.



12' FOUR SIDED TOWER
COL-01



10' FOUR SIDED TOWER
COL-02




8' FOUR SIDED TOWER
COL-03



12' CYLINDER TOWER
CYL-01



10' CYLINDER TOWER
CYL-02



8' CYLINDER TOWER
CYL-03

FORMULATE ARCHES

Formulate™ Arches add architecture and design to any event or interior space! Easily create and define a stunning entryway, focal point or stage set at your next tradeshow or event with Formulate Arches.

Formulate Arches combine pillowcase style stretch fabric graphics with 50mm curved aluminum tube frames; these super structures are made in the USA and collapse to a fraction of their size. Custom sizes also available.



overhead perspective


ARCH 01 12' ARCH-01

The Formulate™ Arch 01 is 8ft tall and spans 11½ft wide. Two monitor mounts are included, externally facing, adding a bonus opportunity to display messaging and branding. Shown in a 12' space.



ARCH 02 10' ARCH-02

The Formulate™ Arch 02 is 7⅔ft tall and spans 9½ft wide. Two bases provide weighted stability and serve as anchors for the fabric structure. Shown in a 10' space.



ARCH 03 20' ARCH-03

The Formulate™ Arch 03 is 11½ft tall and spans 19½ft wide. The Arch fits perfectly in a 20ft by 20ft island space. Shown in a 20' space.

*monitors not included

**FORMULATE
CONFERENCE WALLS**

Whether you are looking to create a semi-private meeting area within a tradeshow exhibit, special event, or in an interior environment, FORMulate™ tension fabric conference walls are lightweight, stylish solutions to your meeting space needs.

Ergonomically designed, Formulate C-shaped, Chip-shaped and Serpentine-shaped walls combine the latest developments in fabric printed technology with gently curved 50mm aluminum frames to create private, cozy and stylish conference areas within any space.



**C-SHAPED WALL
C-WALL**

The Formulate™ C-Wall stands 7ft tall at its highest point and is 7ft 4in diameter. Perfect for a small table and chairs or benches for seating, this mini-conference area combines function and flare to create a stylish, semi-private space.



**CHIP-SHAPED WALL
CHIP-WALL**

The Formulate™ Chip-Shaped Wall is a potato chip shaped structure that stands 8ft tall and is 9ft 3in wide. It is an ideal structure to create a semi-private conference/meeting area or projection wall within a space.

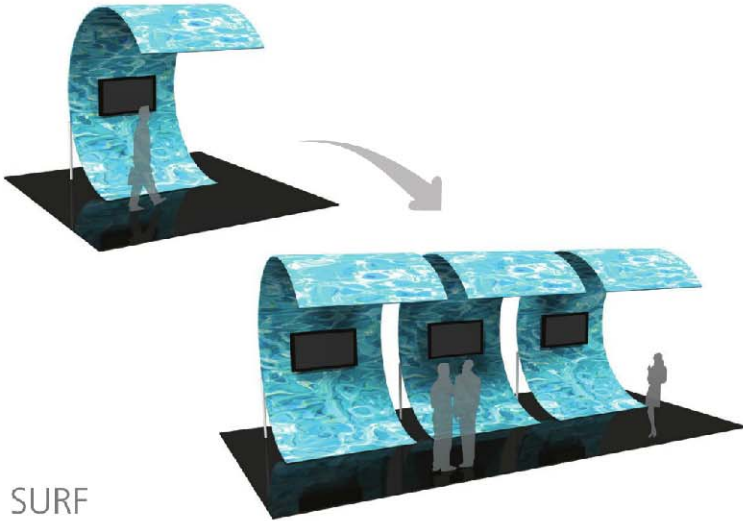


**SERPENTINE WALL
S-WALL**

The Formulate™ Serpentine shaped wall connects two C-shaped structures to create a multipurpose, Serpentine shaped display. The Serpentine Wall is ideally used as a wall that separates two mini-conference and meeting areas. The Formulate Serpentine Wall is 7ft 7in tall and spans 22ft 10in wide – perfect for use in a large island space.

FORMULATE VIDEO WALLS & ROOMS

Heavy-duty 50mm aluminum frames are coupled with stretch, zipper pillowcase fabric graphics to create flowing, uniquely-shaped Formulate™ curved walls and architectural structures that are ideal for tradeshows, events, corporate environments and interior spaces. With a variety of options, you can mix and match with other Formulate fabric structures to create the ideal display, booth or environment. Custom sizes also available.




SURF
SURF-WALL

The Formulate™ Surf Wall is a C-shaped multimedia display that stands 11ft 4in tall with a width of 7ft 7in. With an organic, curved shape sustained by supporting legs, and a monitor mount for a monitor/TV, the Surf makes a distinctive statement in any space. Easily add more Surf Walls for an even bigger impact!



TREE
TREE

Two C-shaped structures are fused together to create a Tree shape with this sculptural, multimedia display. The Formulate™ Tree stands 11ft 4in tall and spans to 20ft 6in wide. The Formulate Tree includes two monitor mounts for use as a multimedia display.



FLOWER
FLOWER-RM

The Formulate™ Flower creates a unique and dynamic space for meetings, demonstrations and more! It connects four C-shaped structures to FORMulate an organic and elegant floral shape. The structure is 27ft 4in square, 11ft 4in tall and fits ideally within a large island space.



TREE HOUSE
TREEHOUSE-RM

The Formulate™ Tree House is a cylinder-shaped space perfect for meetings, graphical displays, projected presentations, a theater setting and much more. The Tree House is 15ft in diameter, 8ft tall and features two 7ft tall doorways, encouraging traffic flow through the structure.

*monitors not included

NEW



COBRA
FMLT-ESS-COBRA

36" w x 90" h x 51.43" d
The Cobra is a single or double-sided fabric banner stand. Simply connect the basic lightweight aluminum tube frame, slip the fabric graphic on and you have a sleekly serpentine-curved banner stand in minutes.

NEW



ENTICE
FMLT-ESS-ENTICE-01
FMLT-ESS-ENTICE-02

41.7" w (at top) - 29.8" w (at bottom) x 102.6" h
Entice is a double-sided tension fabric display stand that features a clear, acrylic shelf. Entice is offered with a curved or sloped top and allows you to dress up any space with your own graphic. Entice comes with a canvas over-the-shoulder carry bag.



SHARK FIN
SHARK

70" w x 86" h x 18" d
The Formulate™ Shark Fin is an ideal banner for any indoor or outdoor event. Simply slip the fabric graphic over the frame and you have an instant display.



FORMULATE FABRIC BANNER
FMLT-WV03-01

36" w x 91" h x 30" d
A sophisticated display for any space, the Formulate™ Vertical Curve fabric banner combines a lightweight aluminum frame with zipper-pillowcase graphic.

iPAD KIOSK 01
TABLET-STD-01

33" w x 84" h x 23" d
Monitor mount, iPad holder
Pillowcase fabric graphic



iPAD KIOSK 02
TABLET-STD-02

20.25" w x 85" h x 23.8" d
iPad holder
Pillowcase fabric graphic



iPAD KIOSK 03
TABLET-STD-03

20" w x 64.335" h x 15.2" d
iPad holder
Pillowcase fabric graphic



*monitors not included



CREATE.ATTRACT.ENGAGE. ORBITAL EXPRESS™ TRUSS

The Orbital Express™ System is quite possibly the easiest Truss • This system has a set number of parts and connectors and requires NO TOOLS for assembly • This versatile system enables you to reconfigure a kit in multiple ways and combinations using the same parts • With Orbital, you can have the impact of a “new look” for every show



ORBITAL EXPRESS™ TRUSS

The Orbital Express Truss™ System requires NO TOOLS for set up! Installation couldn't be easier; simply twist & lock. The specially designed connectors are simple to use, strong & secure. Our truss kits can be reconfigured in multiple ways using the same parts. Have a different exhibit for each show! We offer more than 60 professionally designed "off the shelf" kits for a variety of booth sizes and configurations. Custom designed configurations are also available.



SIRIUS
10'x10'
KIT OR-K-SR1



ORBITAL EXPRESS | 10' X 10' KITS

PLANETARY

ORBITAL EXPRESS™ TRUSS HERCULES KITS

The Hercules line of Orbital Express™ Truss features basic backwalls and kits in a variety of sizes to suit a range of space needs. A benefit to this versatile system is that it enables you to reconfigure kits in multiple ways and combinations using the same parts. Simply add or subtract from any Hercules kit to create a new appearance for every event or tradeshow!

ORBITAL EXPRESS | 10' X 10' KITS

HERCULES



HERCULES 01

10'x10' KIT OR-K-HC01



HERCULES 02

10'x10' KIT OR-K-HC02




HERCULES 03

10'x10' KIT OR-K-HC03



HERCULES 04


10'x10' KIT OR-K-HC04



HERCULES 05

10'x10' KIT OR-K-HC05





HERCULES 06

10'x10'
KIT OR-K-HC06




HERCULES 07

10'x10'
KIT OR-K-HC07




HERCULES 08

10'x10'
KIT OR-K-HC08




HERCULES 09

10'x10'
KIT OR-K-HC09



HERCULES 10

10'x10'
KIT OR-K-HC10




HERCULES 11

10'x20'
KIT OR-K-HC11




HERCULES 12

10'x20'
KIT OR-K-HC12



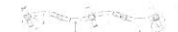
HERCULES 13

10'x20'
KIT OR-K-HC13



HERCULES 14

10'x20'
KIT OR-K-HC14



HERCULES 15

10'x20'
KIT OR-K-HC15



ORBITAL EXPRESS™ TRUSS PLANETARY KITS

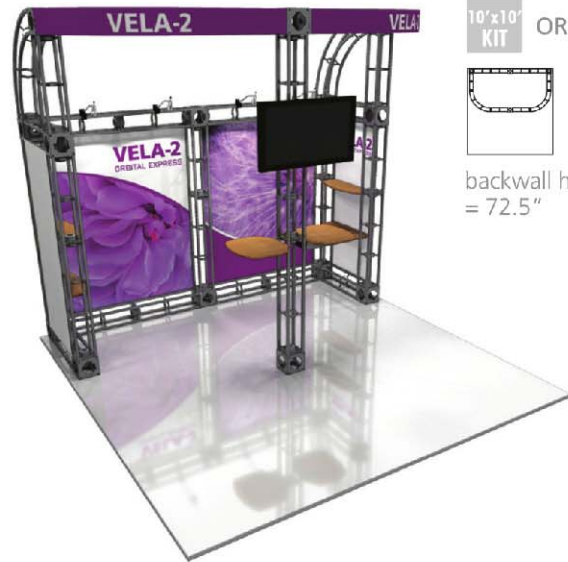
The Planetary line of Orbital Express™ Truss features over 40 professionally designed "off the shelf" kits for a variety of booth sizes and configurations. Each kit comes complete with all the parts, fixtures and fittings you need to create a successful exhibit, including (depending on the kit) low voltage spotlights and adjustable tabletops. A benefit to this versatile system is that it enables you to reconfigure kits in multiple ways and combinations using the same parts. Orbital Express Truss can also be easily configured to fit your custom needs!

VELA-2

10'x10' KIT OR-K-VL1-2



backwall height = 72.5"




CETUS

10'x10' KIT OR-K-CT1



LYRA

10'x10' KIT OR-K-LY2 corner kit




CARINA

10'x10' KIT OR-K-CR1




CASTOR

10'x10' KIT OR-K-CS1







CYGNUS
10'x10' KIT OR-K-SYG2
corner kit




PLUTO
10'x10' KIT OR-K-PL1



MERCURY
10'x10' KIT OR-K-ME1



LYNX
10'x10' KIT OR-K-LX1




MARS
10'x10' KIT OR-K-MR1




ARA
10'x10' KIT OR-K-AA1





PAVO
10'x10'
KIT OR-K-PA1


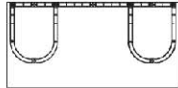


ATLANTIS
10'x10'
KIT OR-K-ATL3

CEPHEUS-2


10'x20'
KIT OR-K-CE1-2

backwall height = 72.5"




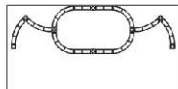
THETA

10'x20'
KIT OR-K-TH1



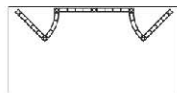
PICTOR

10'x20'
KIT OR-K-PC1




INDUS

10'x20'
KIT OR-K-IN1



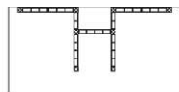
ANTARES

10'x20'
KIT OR-K-AT1



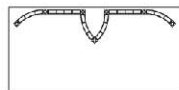
SATURN

10'x20'
KIT OR-K-SA1



ELECTRA

10'x20'
KIT OR-K-EL1




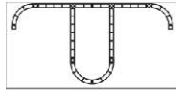
PHOENIX

10'x20'
KIT OR-K-PX1




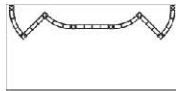
POLARIS

10'x20'
KIT OR-K-PR1



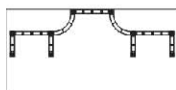
OMICRON

10'x20'
KIT OR-K-OM1





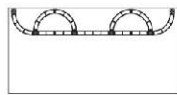
ANDROMEDA

10'x20'
KIT OR-K-AD1



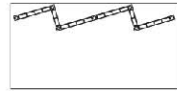
ARCTURUS

10'x20'
KIT OR-K-AR1



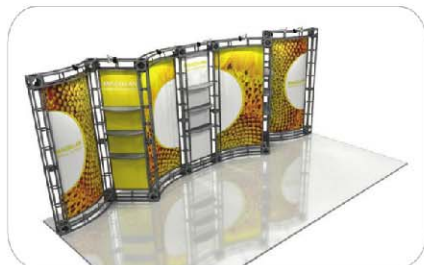
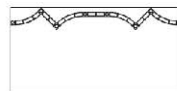
VENUS

10'x20'
KIT OR-K-VE1



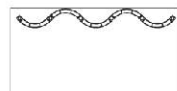
MAGELLAN

10'x20'
KIT OR-K-MG1



HYDRUS

10'x20'
KIT OR-K-HD1



LEO

20'x20'
KIT

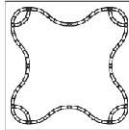
OR-K-LE1



DORADO

20'x20'
KIT

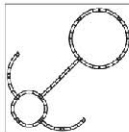
OR-K-DO1



CORVUS

20'x20'
KIT


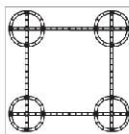
OR-K-CV1



CENTAURUS

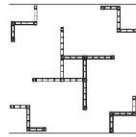
20'x20'
KIT

OR-K-CN1




NEPTUNE

20'x20'
KIT OR-K-NP1

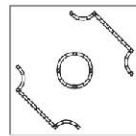


tower also sold separately: OR-K-NET



TUCANA

20'x20'
KIT OR-K-TU1

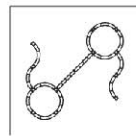


tower also sold separately: OR-K-TUT




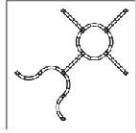
ORION

20'x20'
KIT OR-K-OR1



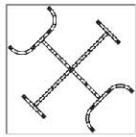
VEGA

20' x 20'
KIT OR-K-VG1



ALTAIR

20' x 20'
KIT OR-K-AL1



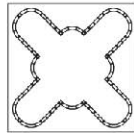
CANIS

20' x 20'
KIT OR-K-CA1




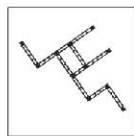
DRACO

20'x20'
KIT OR-K-DR1



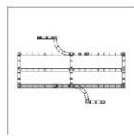
JUPITER

20'x20'
KIT OR-K-JP1



CASSIOPEIA

20'x20'
KIT OR-K-CP1



ORBITAL TRUSS ACCESSORIES



Accessories such as tabletops, shelves, literature holders and monitor mounts add functionality and options to your display. Truss tabletops and shelves come in four tabletop colors. No tools needed for assembly.

LAMINATE TABLETOPS

NATURAL



standard: OR-TBL-WD
right facing: OR-TBL2-R-WD
left facing: OR-TBL-L-WD

MAHOGANY



standard: OR-TBL-DW
right facing: OR-TBL2-R-DW
left facing: OR-TBL2-L-DW

SILVER



standard: OR-TBL-S
right facing: OR-TBL2-R-S
left facing: OR-TBL2-L-S

BLACK



standard: OR-TBL-B
right facing: OR-TBL2-R-B
left facing: OR-TBL2-L-B

INTERNAL SHELVING

- available in all 4 finishes
- 24" straight span, 36" straight span, and 46" straight span shelves available
- 45° curved and 90° curved shelves



LIT RACK

OR-STG

- 10 pocket clamp on literature rack
- note: rack may not fit into the standard kit packaging solution/ molded case



OPTI MOUNTS



OPTI-MOUNT 1
OR-LCD1-B

13"- 27" LCD
max weight = 50 lbs



OPTI-MOUNT 2
OR-LCD2-B

26"- 42" LCD
max weight = 100 lbs



OPTI-MOUNT 3
OR-LCD3-B

32"- 70" LCD
max weight = 150 lbs



All Orbital Truss accessories come with a five year limited warranty

Brought to you by....



NVP
exhibits

www.nvp.com.au

Ph: 02 9357 3377

Emails: gill@nvp.com.au • info@nvp.com.au

Skype: nvpexhibits